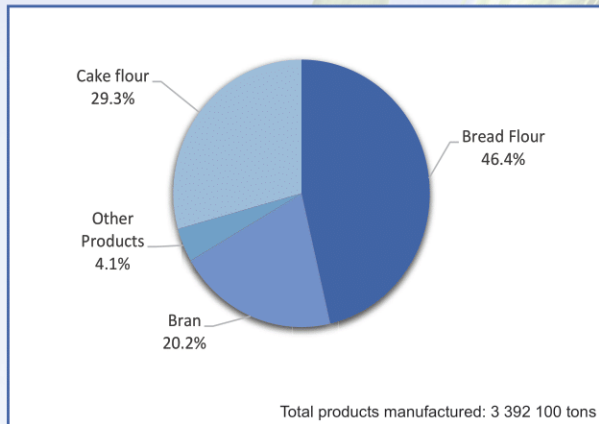


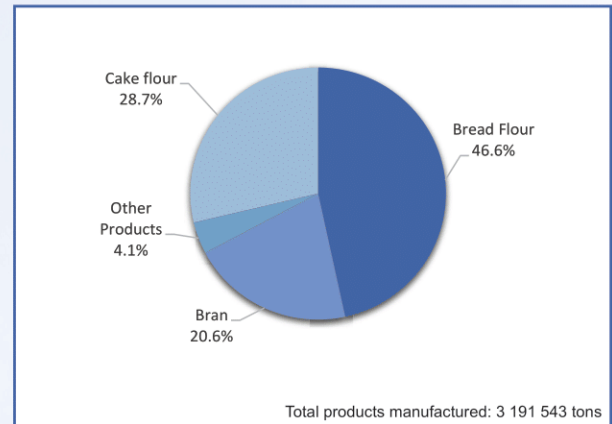
SAGIS Wheat Product Information

Please see graphs 11 to 16 below as well as the tables on pages 10 and 11 for wheat product and pan baked product figures received by SAGIS. Figures for pan baked products manufactured per bakery group, are provided on pages 12 and 13.

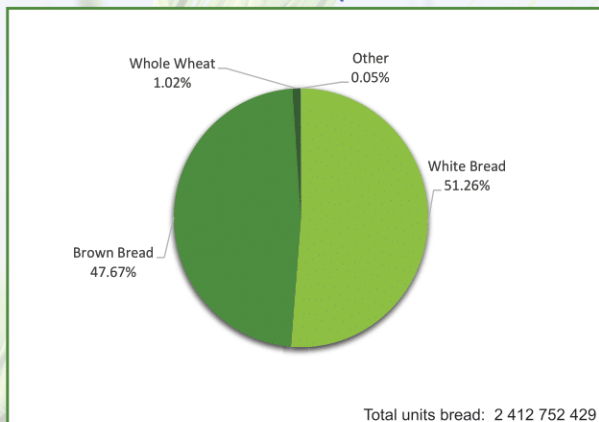
Graph 11: Wheat products manufactured from
Oct 2021 - Sept 2022



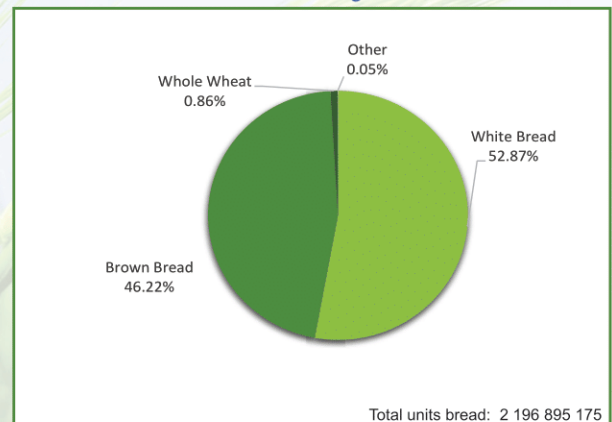
Graph 12: Wheat products manufactured from
Oct 2022 - Aug 2023



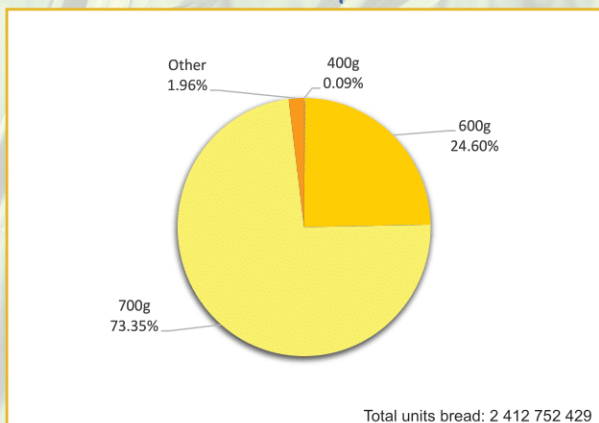
Graph 13: Pan baked bread per type from
Oct 2021 - Sept 2022



Graph 14: Pan baked bread per type from
Oct 2022 - Aug 2023



Graph 15: Pan baked bread per mass
Oct 2021 - Sept 2022



Graph 16: Pan baked bread per mass
Oct 2022 - Aug 2023

