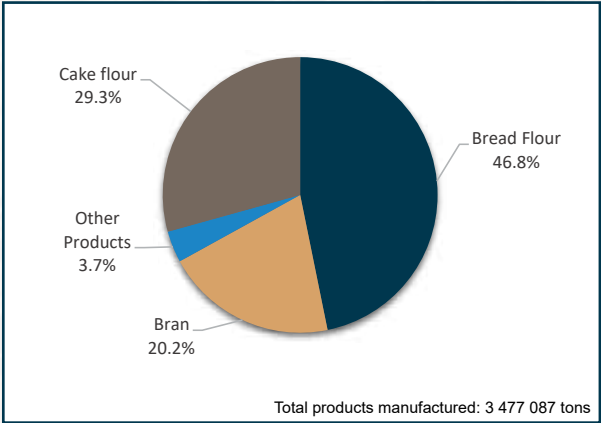
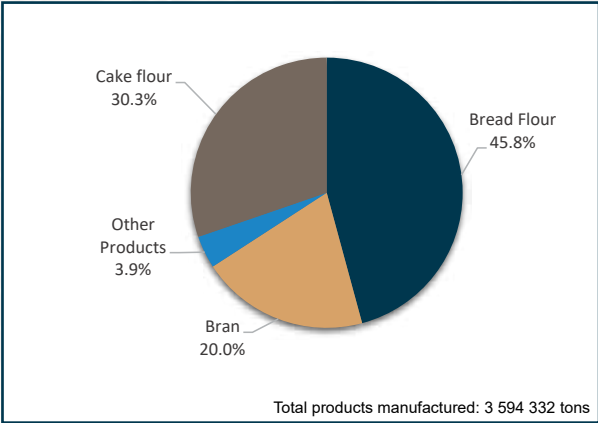


SAGIS Wheat Product Information

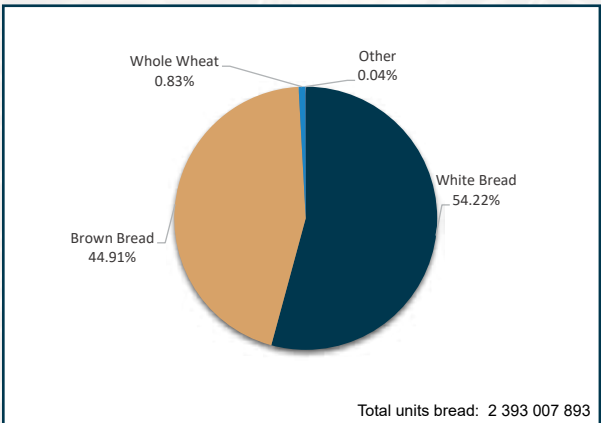
Please see graphs 12 to 17 below as well as Tables S3 to S6 on pages 10 and 11 for wheat product and pan baked product figures received by SAGIS. Figures for pan baked products manufactured per bakery group, are provided in Table S7a-d on pages 12 and 13.



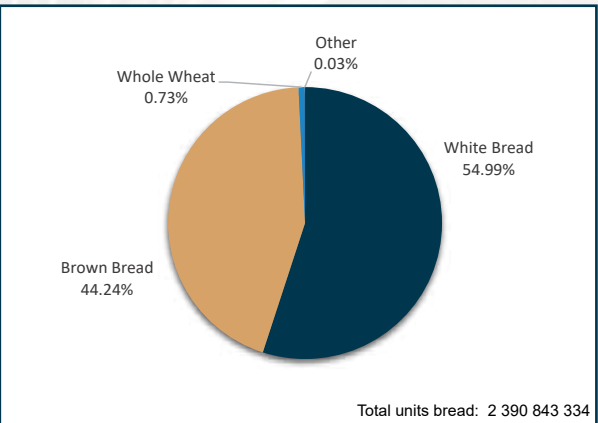
Graph 12: Wheat product manufactured from Oct 2023 - Sept 2024



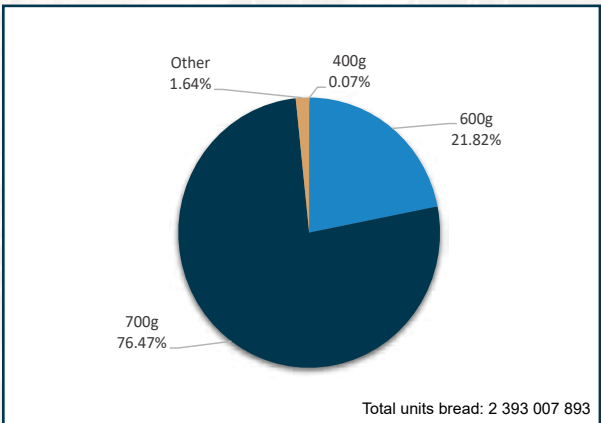
Graph 13: Wheat product manufactured from Oct 2024 - Sep 2025



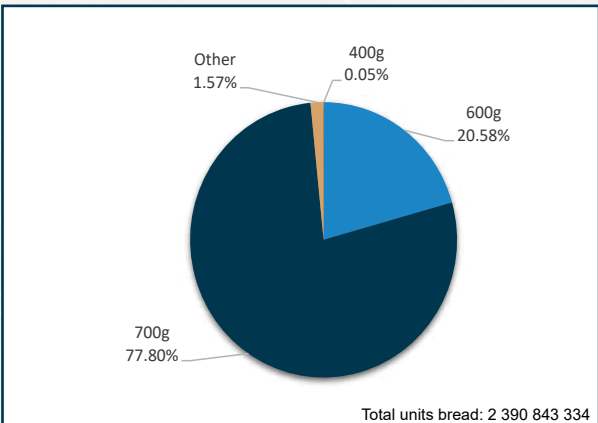
Graph 14: Pan baked bread per type from Oct 2023 - Sept 2024



Graph 15: Pan baked bread per type from Oct 2024 - Sep 2025



Graph 16: Pan baked bread per mass from Oct 2023 - Sept 2024



Graph 17: Pan baked bread per mass from Oct 2024 - Sep 2025