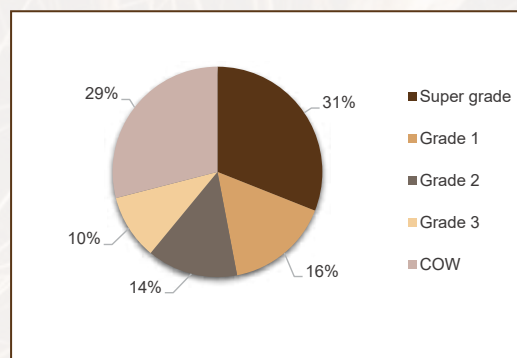
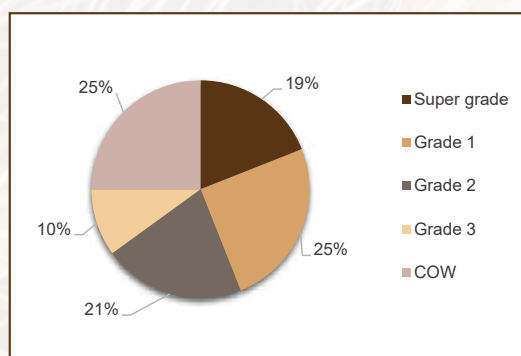


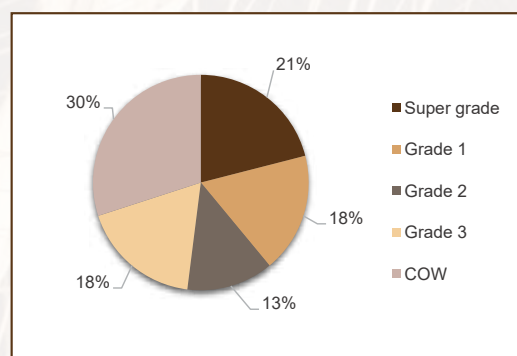
Graph 18: Percentage of samples per Class and grade in the 2021/22 season according to the current grading regulations



Graph 19: Percentage of samples per Class and grade in the 2022/23 season according to the current grading regulations



Graph 20: Percentage of samples per Class and grade in the 2023/24 season according to the current grading regulations



Graph 21: Percentage of samples per Class and grade in the 2024/25 season according to the current grading regulations

Wheat seed sold by commercial grain storage companies to wheat producers for the 2024 planting season

Cultivar	%	Cultivar	%
SST 0166	42.46	PAN 3681	0.15
SST 0187	36.46	SST 8177	0.11
SST 015	2.69	SST 374	0.061
SST 8205	2.63	Afficion	0.058
SST 0117	2.55	Renoster	0.057
SST 0147	2.05	PAN 3644	0.056
SST 88	1.82	SST 0208	0.051
SST 884	1.80	SST 8154	0.043
SST 056	1.51	PAN 3111	0.035
SST 843	1.49	SST 806	0.028
PAN 3497	0.80	PAN 3471	0.026
Ancia	0.73	Koedoes	0.023
PAN 3161	0.52	SST 3197	0.009
SST 8135	0.49	SST 347	0.009
SST 356	0.40	TORDO	0.007
Matlabas	0.27	Aroba	0.004
PAN 3373	0.25	Duzi	0.0034
DM1817T	0.20	SST 895	0.0028
PAN 3584	0.15		
			100