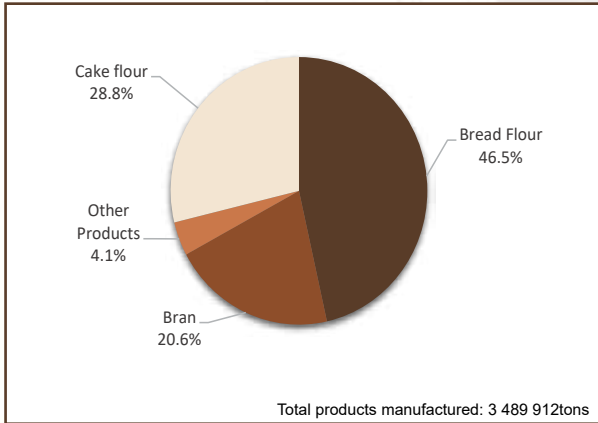


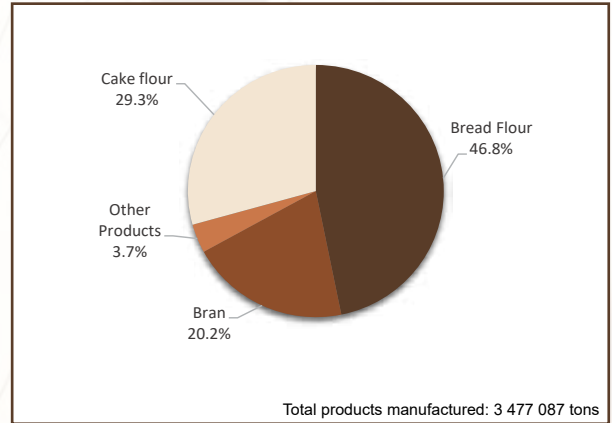
# SAGIS Wheat Product Information

Please see graphs 11 to 16 below as well as Tables S3 to S6 on pages 10 and 11 for wheat product and pan baked product figures received by SAGIS. Figures for pan baked products manufactured per bakery group, are provided in Table S7 on pages 12 and 13.

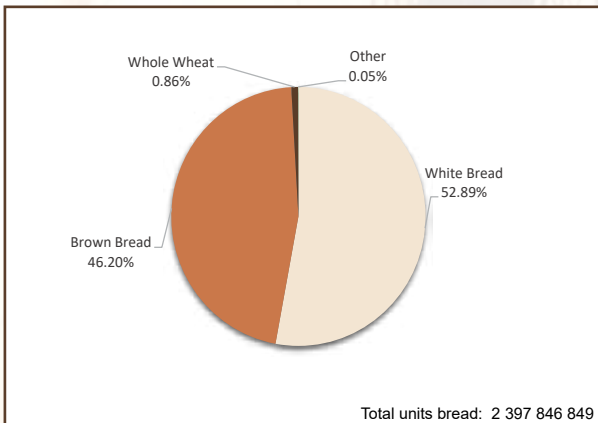
Graph 11: Wheat products manufactured from Oct 2022 - Sept 2023



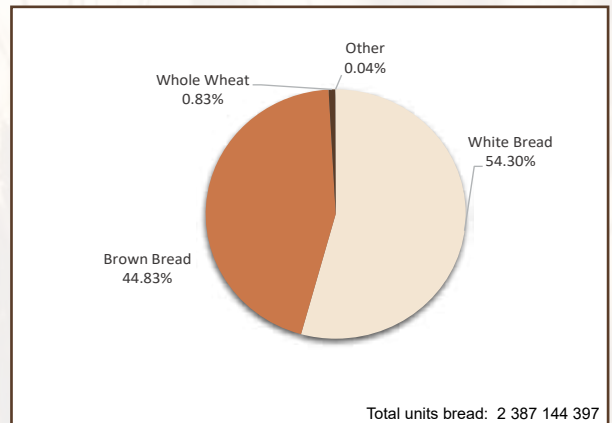
Graph 12: Wheat products manufactured from Oct 2023 - Sept 2024



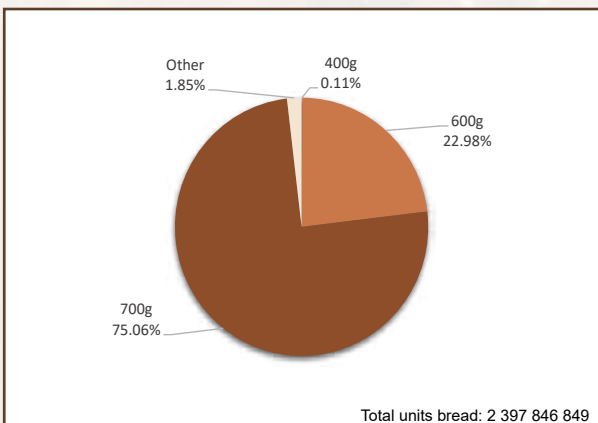
Graph 13: Pan baked bread per type from Oct 2022 - Sept 2023



Graph 14: Pan baked bread per type from Oct 2023 - Sept 2024



Graph 15: Pan baked bread per mass Oct 2022 - Sept 2023



Graph 16: Pan baked bread per mass Oct 2023 - Sept 2024

