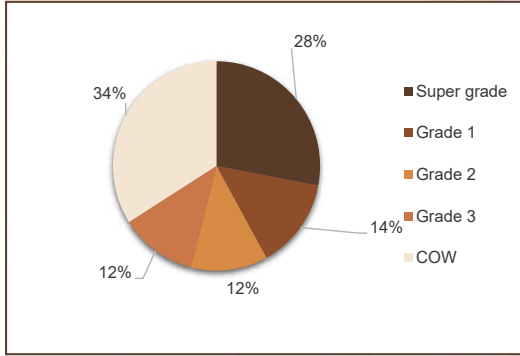
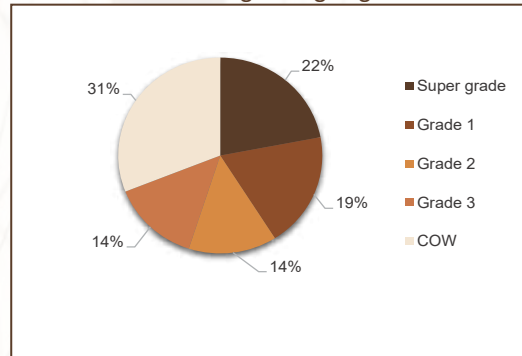


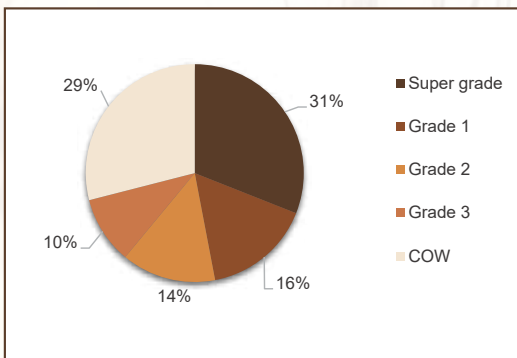
Graph 17: Percentage of samples per Class and grade in the 2020/21 season according to the current grading regulations



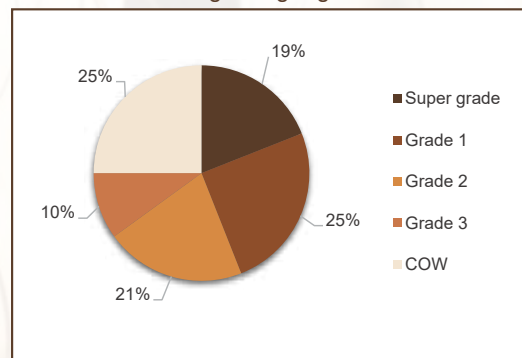
Graph 18: Percentage of samples per Class and grade in the 2021/22 season according to the current grading regulations



Graph 19: Percentage of samples per Class and grade in the 2022/23 season according to the current grading regulations



Graph 20: Percentage of samples per Class and grade in the 2023/24 season according to the current grading regulations



Wheat seed sold by commercial grain storage companies to wheat producers for the 2023 planting season

Cultivar	%	Cultivar	%
SST 0166	40.70	SST 374	0.26
SST 0187	26.57	PAN 3584	0.24
SST 0117	4.78	Ancia	0.18
PAN 3497	3.20	PAN 3681	0.177
SST 0147	3.13	PAN 3471	0.161
SST 056	2.90	PAN 3111	0.152
SST 884	2.52	Duzi	0.139
SST 015	2.11	SST 8177	0.129
SST 8205	1.95	SST 806	0.109
SST 88	1.80	PAN 3541	0.069
SST 843	1.47	SST 347	0.063
PAN 3161	1.25	SST 835	0.059
PAN 3373	1.14	SST 3197	0.055
SST 8154	1.11	Renoster	0.051
SST 0127	0.80	SST 8175	0.041
SST 356	0.63	IS TORDO	0.028
SST 8156	0.60	SST 398	0.025
SST 8135	0.57	PAN 3644	0.019
PAN 3400	0.42	Afficion	0.005
Matlabas	0.37	SST 087	0.001
			<hr/>
			100